

May 25, 2017

Motor Business Unit,  
Electromechanical Control Business Division,  
Automotive & Industrial Systems Company,  
Panasonic Corporation

### **Software Upgrade Notice** **for AC Servo Driver (MINAS A6NE/A6NF Series)**

Thank you for your daily support and efforts to our business.  
As described below, we will upgrade the software version for MINAS A6NE and A6NF series.  
We would appreciate your understanding and cooperation with this matter.

■ Affected Models:

Servo drivers of all MINAS A6NE and A6NF series  
(Part number) M\***DL**\*\*\***N**\*  
Starting with M, with DL as the 3rd and 4th characters, and N as the 8th character from the left.

■ Description of the Change and Reason:

The software version will be upgraded from Ver1.20 to Ver1.21 for functionality improvement purposes.

No.	Function	Ver1.20	→	Ver1.21
1	Expansion of absolute data range	Multi-revolution effective bits Max 9bits (512 revolutions)		Multi-revolution effective bits Max 16bits (65536 revolutions)
2	Functional expansion of RTEX communication setting	Not supported		Supported
3	Addition of RTEX monitor data	Not supported		Read-out of parameters during shipment Read-out of monitor flag

[Detail of Changed Content]

**No.1) Expansion of absolute data range**

Multi-revolution effective bits of absolute data are expanded for enabling the recovery of position data up to 65536 revolutions.

\* Effective bit length of multi-revolution varies by electronic gear ratio.

**No.2) Functional expansion of RTEX communication setting (Pr7. 108)**

Measurement result of actual cycle time of RTEX communication data sent from higher level equipment can be monitored by using the communication status monitor of the "PANATERM" setup support software. This function enables the monitoring of higher level equipment's communication data cycle fluctuations. In addition, RTEX communication synchronization specifications can be selected.

**No.3) Addition of RTEX monitor data (Pr7. 29, Pr7. 30, Pr7. 31, Pr7. 32, Pr7. 33, Pr7. 34)**

Parameter values during shipment and monitor flag indicating the internal condition of the driver can be obtained by using the RTEX communication command.

Monitor flag: Selected condition of increment/absolute mode, selected condition of semi-closed/fully-closed control condition.

- Setup support software (PANATERM) for Ver1.21 will be available from Ver6.0.1.5 onward.
- Previously offered functions can be used by setting up the previous parameter file for the driver.

■ Timing: The change will be made from the production lot in May 2017.

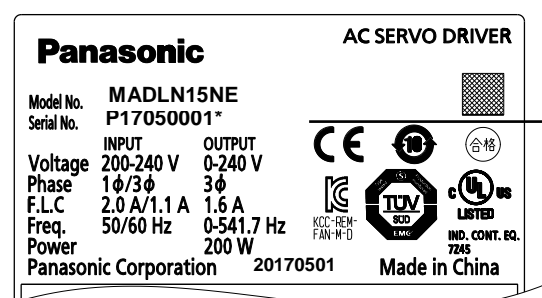
### ■ Method of checking:

#### • Method involving checking the software version

The software version can be checked by using the setup support software (PANATERM), or by checking from the RTEX communication command.

#### • Method of checking the year and month of manufacturing from the manufacturing code (serial number)

The manufacturing code (serial number) shown on the name plate located on the side of the product conforms to the following rule.

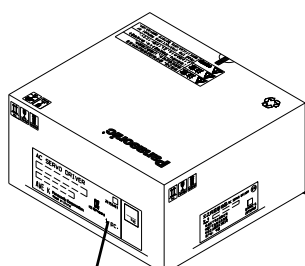


Manufacturing code (Serial number)


Ex. **P17050001\***

**P** **1** **7** **0** **5** **0** **0** **0** **1** **\***  
 Serial number  
 Month of manufacturing  
 Year of manufacturing (last 2 digits of the calendar year)  
 } Check the year and month of manufacturing.

The manufacturing code (serial number) shown on the label attached to the front surface of the package box follows the following rule.



Number is not included in this label.



Manufacturing code (Serial number)

Ex. **P17050001\***

**P** **1** **7** **0** **5** **0** **0** **0** **1** **\***  
 Serial number  
 Month of manufacturing  
 Year of manufacturing (last 2 digits of the calendar year)  
 } Check the year and month of manufacturing.