

May 12, 2020

Industrial Device Business Division,
Industrial Solutions Company
Panasonic Corporation

Change Notice:

Size change and addition of QR code to the booklet included in the product of AC Servo Motor & Driver of MINAS A6/A5/A5II Series

Thank you for your daily support and efforts to our business.

We would like to inform you that in the "Motor News" issued on November 14, 2019 we informed about the change of booklet for A6 Series Servo driver, but there was a change in the change schedule.

Also, for the A5 and A5II series, the address stated in the booklet will be changed.

We would appreciate your understanding and cooperation with this matter.

■ Affected Models: AC Servo Motor & Driver of MINAS A6 Series and A5/A5II Series





■ Affected Part numbers: A6 Series Motor	M*ME*****
	└All model with "F" as the 4th characters of part number
A6 Series Driver	M*DL*****
	└All model with "L" as the 4th characters of part number
A5/A5II Series Motor	M*ME*****
	└All model with "D" or "E" as the 4th characters of part number
A5/A5II Series Driver	M*DK*****
	└All model with "K" or "H" as the 4th characters of part number

■ Schedule of the Change: A6 Series Motor & Driver	from Jun. 2020 production onwards
A5/A5II Series Driver	from May. 2020 production onwards
A5/A5II Series Motor	from Jun. 2020 production onwards



Reason and description of the Change:

- 1) A6 Series Motor “Operating Instructions (Safety)” and “Safety Instructions”
Change of description of production site address, size change for environment protection.
Adding QR code on the cover of “Safety Instructions”.

Cover

Before Change (A5 size: 148 mm x 210 mm)		After Change (B6 size: 128 mm x 182 mm)	
Operating Instructions (Safety)	Safety Instructions	Operating Instructions (Safety)	Safety Instructions
			
			QR code added for production management




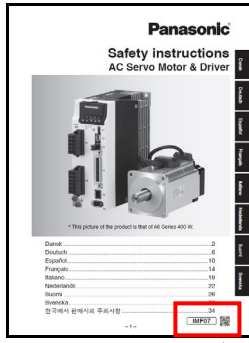
“Operating Instructions (Safety)” Back cover

Before Change	After Change
	
	Change of address



2) A6 Series Driver “Safety Guide” and “Safety Instructions”

Adding QR code on the cover, change of description of company name and production site address, size change for environment protection.




Cover

Before Change (A5 size: 148 mm x 210 mm)		After Change (B6 size: 128 mm x 182 mm)	
Safety Guide	Safety Instructions	Safety Guide	Safety Instructions
		 <p>QR code added for production management</p>	 <p>QR code added for production management</p>




“Safety Guide” Back cover

Before Change	After Change
	 <p>Company name change Change of address</p>

- 3) **A5/A5II Series Motor & Driver “Operating Instructions (Safety)”**
Adding QR code on the cover, change of description such as company name and production site address on Chinese and English pages.

Before Change (A5 size: 148 mm x 210 mm)		
Japanese (Cover)	Chinese (Last page)	English (Last page)
		



After Change (A5 size: 148 mm x 210 mm) * No size change		
Japanese (Cover)	Chinese (Last page)	English (Last page)
 <p>QR code added for production management</p>	 <p>URL change Company name change Change of address</p>	 <p>Company name change</p>

- 4) **A5/A5II Series Driver “Operating Instructions (Basic)”**
Adding Series and QR code on the cover, change of description such as company name and production site address on Chinese and English pages.

Before Change (A5 size: 148 mm x 210 mm)		
Japanese (Cover)	Chinese (Last page)	English (Back cover)



After Change (A5 size: 148 mm x 210 mm) * No size change		
Japanese (Cover)	Chinese (Last page)	English (Back cover)
<p>Adding "A5II" to the title</p> <p>URL change</p> <p>Company name change</p> <p>QR code added for production management</p>	<p>URL change</p> <p>Company name change</p> <p>Change of address</p>	<p>Company name change</p>