

May 9, 2023

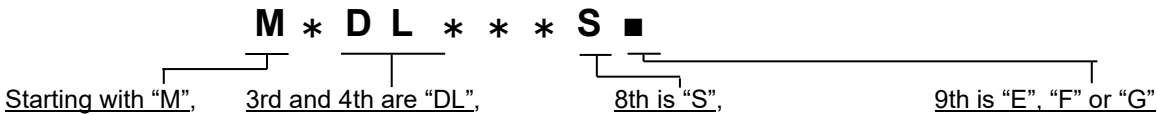
Industrial Device Business Division,
Panasonic Industry Co., Ltd.

**Software Update (Ver.1.14) Notice
for AC Servo Driver (MINAS A6SE/A6SF/A6SG Series)**

Thank you for your daily support and efforts to our business.
As described below, we will update the software version for MINAS A6SE, A6SF and A6SG Series (*special order products).
We would appreciate your understanding and cooperation with this matter.

■ Affected Models: Servo drivers of all MINAS A6SE, A6SF and A6SG Series (*special order products)

Part number



■ Change schedule: Starting from June 2023 production lot onwards.

■ Description of the Change and Reason:

The software version will be updated from Ver1.13 to Ver1.14 for functionality improvement purposes.

No.	Function	Ver1.13	Ver1.14
1	Backlash compensation	Not supported	<Pr 7.04 "Backlash correction selection"> <Pr 7.05 "Backlash correction amount"> <Pr 7.06 "Backlash correction time constant"> <Pr 7.18 "Backlash compensation amount holding range"> Backlash correction function added.
2	Absolute encoder setting	Not supported	The absolute encoder setting (Pr 0.15) can be set to 0 or 2, and the special function selection setting (Pr 6.28) can be set to 4.

[Detail of Changed Content]

No. 1) Backlash correction function added.

- Parameters for backlash compensation function are added.
- If backlash correction selection Pr 7.04 is "0," backlash correction is disabled.
When Pr 7.04 is "1," corrected in the positive, and when it is "2," corrected in the negative direction.

No. 2) Capabilities of the absolute encoder settings expanded.

- The absolute encoder setting (Pr 0.15) can be set to 0 or 2, and the special function selection setting (Pr 6.28) can be set to 4.

Category	No.	Parameter name	Setting range	Function
0	15	Absolute encoder setting	0 to 4	Method of absolute encoder use is set. 0: Used as absolute system (absolute mode). 1: Used as incremental system (incremental mode). 2: Used as absolute system (absolute mode), but multi-rotation counter over is ignored. 3: For manufacturer use. (Please do not set) 4: Used in absolute system (Absolute mode), but the upper limit value of the multi-rotation counter can be set at will. Multi-rotation counter over (Infinite rotation absolute mode) is ignored.
6	28	Special function selection	0 to 4	Enable or disable of block operation function are selected. 0: Block operation disabled (Pulse train enabled) 1: Block operation by Modbus communication enabled. (Pulse train disabled) 2: Block operations by input signal enabled (Pulse train disabled) 3: For manufacturer use. (Please do not set) 4: Block operations by input signal enabled (Pulse train enabled)

Refer to the following manuals for further information.

- SX-DSV03031: MINAS A6 Series Technical Reference - Functional Specification -
- SX-DSV03042: MINAS A6 Series Technical Reference - Modbus communication and Block operation specification -
- SX-DSV03283 : MINAS A6 Series Technical Reference - Functional Specification –
(Frame size V, DC24 / 48 V * Special Order Products (For specific customers))

Technical data download page:

https://www3.panasonic.biz/ac/e/dl/manual/index.jsp?series_cd=3514

- Setup support software (PANATERM) for Ver1.14 will be available from Ver 6.0.8.2 onward.
- Previously offered functions can be used by setting up the previous parameter file for the driver.

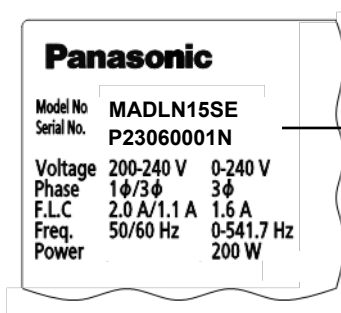
■ Method of checking software version:

• By software:

The software version can be checked by using the setup support software (PANATERM), or in front panel monitor mode.

• By manufacturing code (serial number)

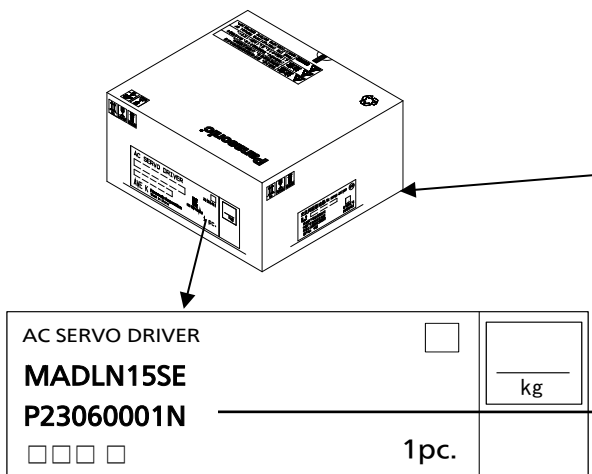
The manufacturing code (serial number) shown on the name plate located on the side of the product conforms to the following rule.



Manufacturing code (Serial number)

Ex. **P23060001N**

P	2	3	0	6	0	0	0	1	N
				Month of manufacturing (2 digits)		Serial number (4 digits)			
				Year of manufacturing (last 2 digits of the calendar year)		Check the year and month of manufacturing.			



Number is not included on this label.

Manufacturing code (Serial number)

Ex. **P23060001N**

P	2	3	0	6	0	0	0	1	N
				Month of manufacturing (2 digits)		Serial number (4 digits)			
				Year of manufacturing (last 2 digits of the calendar year)		Check the year and month of manufacturing.			

END